

RC 104

Proposal 193

Reduce Bag and Possession Limits for Barrow's and Common Goldeneyes

General Duck Limits:
Reduce to 2 per day, 6 in possession



Alaska Board of Game

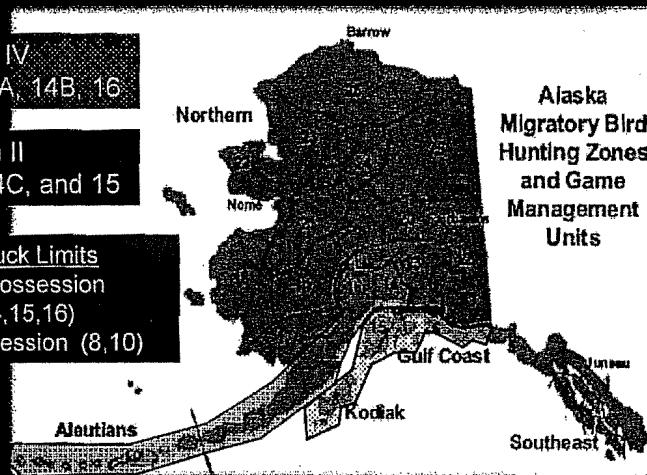
Dan Rosenberg
Alaska Department of Fish & Game
March 2011

Game Management Units Affected

Region IV
GMU's 9,10,14A, 14B, 16

Region II
GMU's 6,7,8,14C, and 15

General Duck Limits
8 daily/24 possession
(6,7,9,14,15,16)
7 daily/21 possession (8,10)



Alaska Board of Game March 2011 Proposals 193 and 194

Advisory Committees: Proposal 193

AC	Position	Favor	Oppose	Abstain
Homer	Favor	10	3	3
Seldovia	Oppose	1	8	0
Kenai/Soldotna	Oppose	0	13	0
Central Pen.	Oppose	0	8	0
Seward	Favor ²	1	0	9
Copper River	Oppose	0	10	0

1. Poorly documented in notes. Stated Support with 1 in Favor, 8 Opposed
2. Lack of good information



Alaska Board of Game March 2011 Proposals 193 and 194

Department Recommendation

Proposal 193

Do Not Approve

- Maintain current bag and possession limits for all GMU's.
- Keep goldeneyes in the general duck limit.
- Maintain consistent regulations and focus management efforts at a population level over broad geographic scales.



Alaska Board of Game March 2011 Proposals 193 and 194

Goldeneyes

Barrow's and Common Goldeneyes both in Alaska



Tim Bowman



Common Goldeneye

Goldeneyes and Bufflehead are 'Taxonomic' sea ducks but not included in sea duck regulations (Federal Framework)

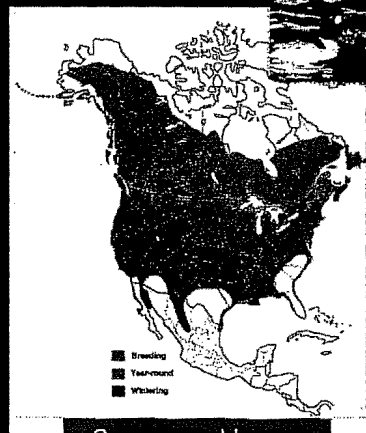


Alaska Board of Game March 2011 Proposals 193 and 194

Distribution



Barrow's goldeneye

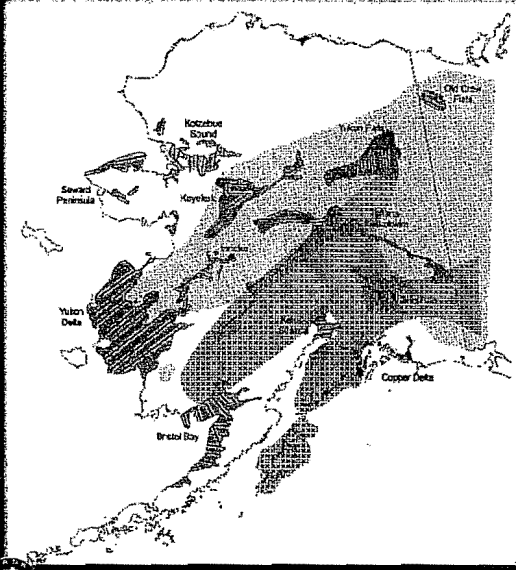





Common goldeneye



Alaska Board of Game March 2011 Proposals 193 and 194

Alaska Breeding Distribution

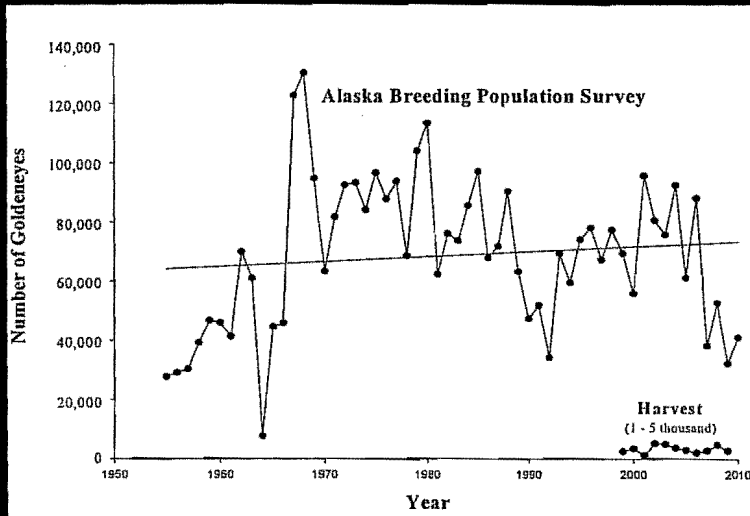


- USFWS Breeding Population Surveys 
- Barrow's Goldeneye 
- Common Goldeneye 



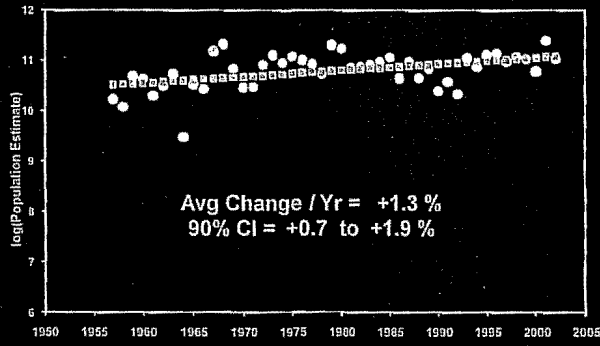
Alaska Board of Game March 2011 Proposals 193 and 194

Breeding Population Status and Trends



Alaska Board of Game March 2011 Proposals 193 and 194

Breeding Population Status and Trends

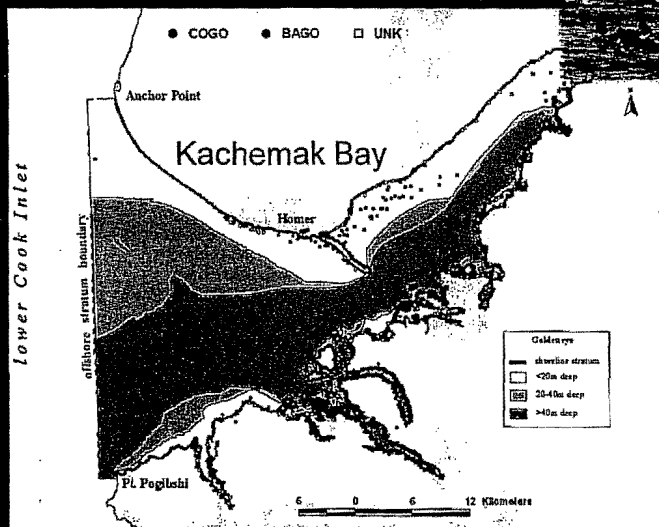


Alaska Interior & Yukon



Alaska Board of Game March 2011 Proposals 193 and 194

Winter - Nearshore Species



Alaska Board of Game March 2011 Proposals 193 and 194

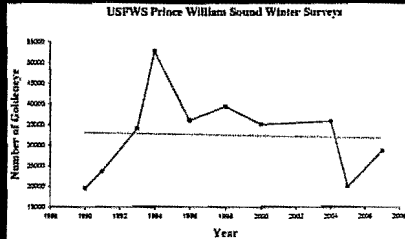
Winter Population Estimates

Location	Year	Population Estimate
Prince William Sound	1989-2003	35,000
Kachemak Bay	1999-2003	4,700
Kodiak	1980-2003	6,500
Southeast Alaska	1996	133,000
Southwest Alaska	1999	2,000

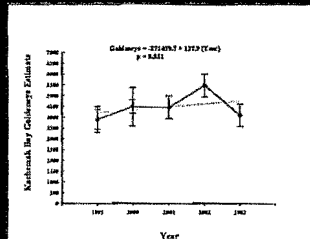


Alaska Board of Game March 2011 Proposals 193 and 194

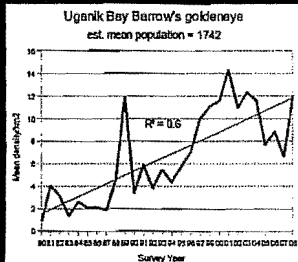
Winter Population Trends



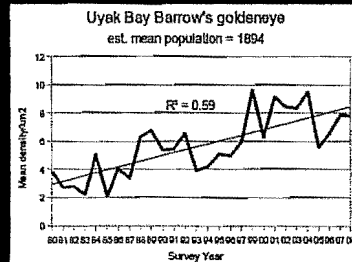
Prince William Sound 1989 - 2007



Kachemak Bay 1999-2003



Uganik Bay 1980 - 2008



Uyak Bay 1980 - 2008



Alaska Board of Game March 2011 Proposals 193 and 194

Goldeneye Harvest

Harvest	Years	Statewide High ¹	Gulf Coast ¹
Subsistence	2004-2009	8,018	3,039
Harvest	Years	Statewide Aver.	
Sport	1999-2009	3,290	
Common		1,253	
Barrows		1,982	

¹ Highest Year for each Region combined. Not all regions surveyed annually

Total Harvest as Percent of North American Harvest:

Common Goldeneye = 8%


Barrow's Goldeneye = 2.2%



Alaska Board of Game March 2011 Proposals 193 and 194

Fall/Winter Sea Duck Harvest Distribution

State Harvest Survey Data - Average 1982-94



Estimated Annual Sport Harvest: 1,500 Sea ducks in Cook Inlet (not including Goldeneyes and Buffleheads).



Alaska Board of Game March 2011 Proposals 193 and 194

Summary

Pacific Flyway populations of goldeneyes appear to be stable.

Sea ducks are managed at broad spatial scales. Current surveys at any scale cannot adequately assess short-term changes in sea duck populations.

Harvest is at low levels. Cannot adequately assess harvest at local levels. Reduced harvest will effect subsistence hunting opportunities.

Need to improve our knowledge of population status and behavior. ADF&G is planning future surveys and testing feasibility of winter movement studies. The Sea Duck Joint Venture has made winter waterfowl surveys a priority.



Alaska Board of Game March 2011 Proposals 193 and 194

Thank You



Alaska Board of Game March 2011 Proposals 193 and 194

Proposal 194

Create separate waterfowl regulations for
waterfowl guides and their clients



Alaska Board of Game

Dan Rosenberg
Alaska Department of Fish & Game
March 2011

Department Recommendation Proposal 194

Do not Approve

- Not necessary to enact separate regulations for hunters using the services of waterfowl guides.



Alaska Board of Game March 2011 Proposals 193 and 194

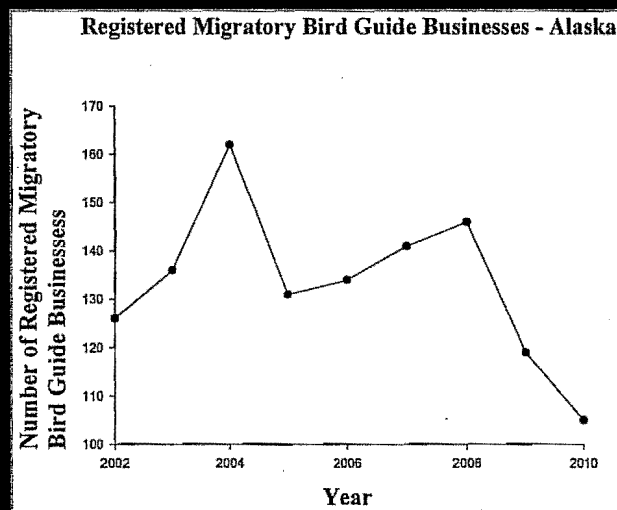
Advisory Committees: Proposal 194

AC	Position	Favor	Oppose	Abstain
Homer	Favor	1	11	1
Seldovia	Oppose	0	9	0
Kenai/Soldotna	Oppose	1	10	2
Central Pen	Oppose	0	8	0
Seward	NA	0	10	0
Copper River	Oppose	0	10	0
Sitka	Favor	11	0	1



Alaska Board of Game March 2011 Proposals 193 and 194

Registered Migratory Bird Guides



Migratory Bird Guides – 2009 Hunting Season

Number of Business Renewals = 105 Number of Responses = 96/105 (91%)

	YES	NO	
Waterfowl Guiding Major Part of Business?	28 of 96 (29%)	68 of 96 (71%)	
Hunted Waterfowl In 2009 (n=49).	19 of 28 (68%)	30 of 65 (46%)	
Hunted Waterfowl, But Did Not Report Harvest.	3 of 19 (16%)	5 of 30 (17%)	
Harvest (41 Guides)			
Geese	205	36	
Sea Ducks	523	283	
Goldeneye/Buff.	158	95	
Cranes	80	6	
Dabblers/Divers	318	123	
Number of Clients per Guide	6 Guides 3 2 2 5	1 – 5 Clients 6 – 10 11 – 15 16 – 20 > 20	18 Guides 8 2 2 0

Summary

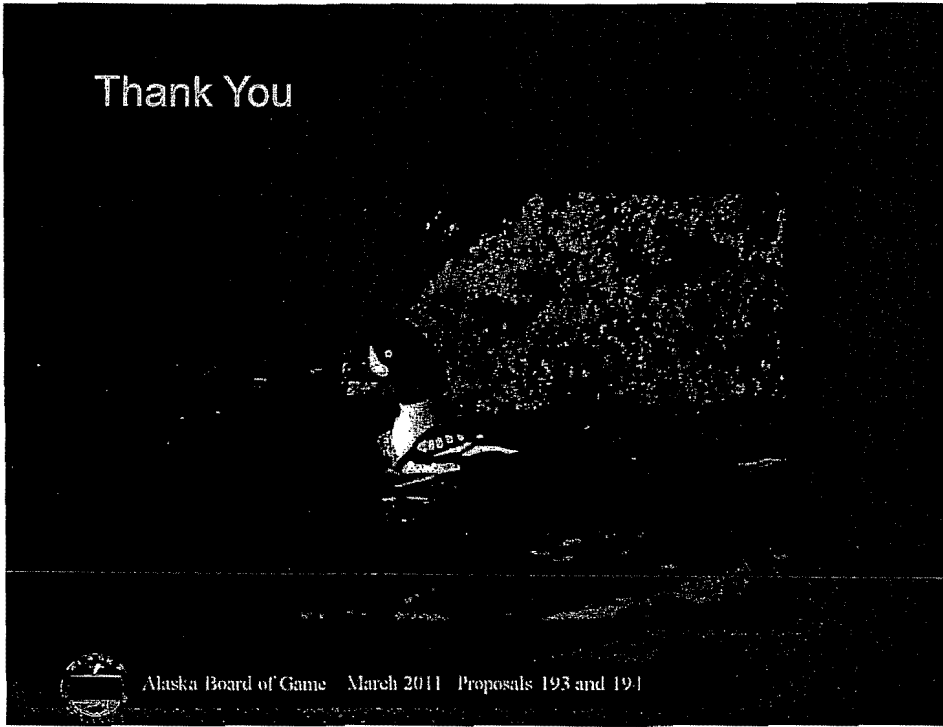
Harvest is at low levels. Cannot adequately assess harvest at local levels.

Guides contribute to a relatively small percentage of the overall harvest.

Do Not have evidence of local depletion.



Thank You



Alaska Board of Game March 2011 Proposals 193 and 191