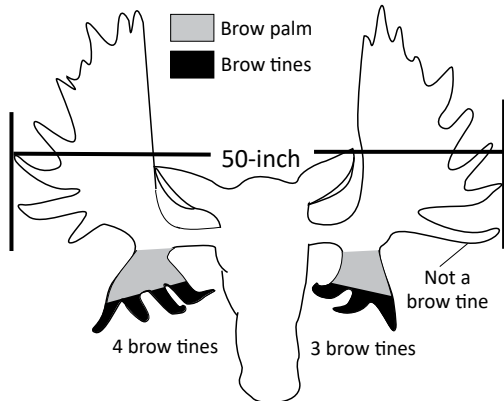


## Identifying a legal moose in antler restricted hunts

In many units, regulations restrict the harvest of bull moose to a specific antler size or configuration. The accompanying illustrations provide general assistance to hunters in field identification of moose antler size and configuration. It must be emphasized that moose antlers vary considerably. Each hunter is responsible for determining if a moose is legal before attempting to take it.

### Legal bull moose in areas with a 50-inch antler OR number of brow tines restriction:

Antler restrictions are defined by both an antler spread and a brow tine restriction. The brow tine portion of the 50-inch antler restriction is intended to help verify a legal moose if the hunter is uncertain about antler spread. If uncertain about the antler spread, count brow tines. If uncertain about the number of brow tines, don't shoot!



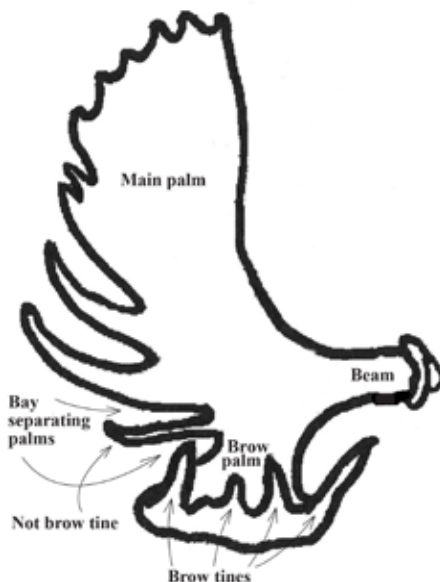
50-inch antlers means the antlers of a bull moose with a spread of 50 inches or more measured in a straight line perpendicular to the centerline of the skull.

In some areas of the state, bulls with antlers less than 50 inches wide are legal if they have at least 3 brow tines on EITHER side. In other areas, bulls with antlers less than 50 inches wide must have at least 4 brow tines on EITHER side to be legal. Be sure to check the regulations for the brow tine minimum requirement in the area you are hunting.

However, if the antlers are 50 or more inches wide, it doesn't matter how many brow tines are present, the moose is legal. Likewise, if the moose has the required number of brow tines, it is legal regardless of the antler spread.

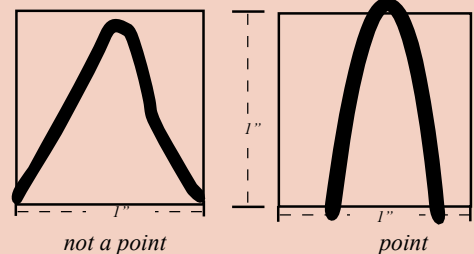
**To accurately identify and count brow tines, bulls must be viewed from the front; viewing from the side runs a risk of counting main palm points as brow tines. Distinguishing legal brow tines can be difficult. Brow tines emerge from the brow palm or near the base of the antler and typically project forward.**

Antlers must be salvaged where there are antler restrictions; such antlers must remain naturally attached to the unbroken or uncut skull plate if the required number of brow tines are not present. If antlers must be salvaged, they may not be altered prior to completion of all salvage requirements.



“Brow tine” means a tine emerging from the first branch or brow palm on the main beam of a moose antler; the brow palm is separated from the main palm by a wide bay; a tine originating in or after this bay is not a brow tine.

### Identifying a point or tine:



A point or tine is an antler projection at least one inch long, and longer than it is wide, with the width measured one inch or more from the tip; an antler point or tine originating within 2 inches from the base, and less than 3 inches in length will not be counted as a brow tine or point.

**The use of electronic calls for moose hunting is prohibited.**

## Legal bull moose in areas with a spike-fork restriction



SPIKE

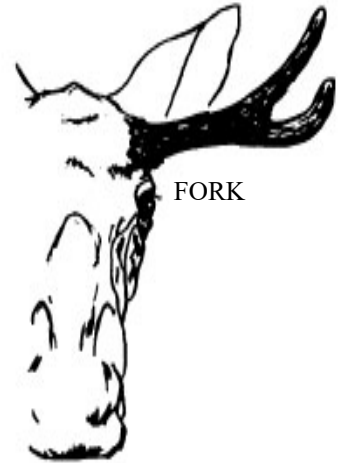
“*Spike*” means antlers of a bull moose with only one tine on at least one side; male calves are not spike bulls.

**Legal bull moose in areas with a spike restriction (only in Units 7 and 15)**

A spike-fork bull is legal if it has one antler on either side that is a SPIKE (1 point) or a FORK (2 points). The antler on the other side can be any configuration. Male calves are not considered spike bulls. Bulls with palmated antlers (paddles) seldom are legal under the “spike or fork” requirement.

A spike bull is legal if it has one antler on either side that is a SPIKE (1 point). The antler on the other side can be any configuration. Bulls with palmated antlers (paddles) seldom are legal under the “spike” requirement.

**In Units 7 and 15, hunters must successfully complete the Moose Hunter Orientation prior to hunting moose. The orientation is available online at <http://hunt.alaska.gov>, and proof of certification must be carried in the field. See page 88 for more details.**



FORK

“*Fork*” means antlers of a bull moose with only two tines on at least one antler.



Some male calves have a small amount of antler growth covered with hair and skin. These are still calves and are not legal in a spike, spike-fork, or antlered bull hunt. Male calves are only legal in antlerless, any moose, or any bull hunts that do not specifically prohibit the taking of calves.

If antlers must be salvaged, they may not be altered prior to completion of all salvage requirements. A damaged, broken or altered antler is not considered a spike-fork antler in Units 1B, that portion of 1C south of Point Hobart, including all Port Houghton drainages, and 3.

### Special meat salvage requirements:

Edible meat must be salvaged. In addition, for moose taken before October 1:

- In Units 9B, and 17-18, the edible meat of the **front quarters** and **hindquarters** must remain naturally attached to the bone until the meat has been transported from the field or is processed for human consumption (see page 22).
- In Units 13, 19, 21, and 23-25, the edible meat of the **front quarters**, **hindquarters**, and **ribs** must remain naturally attached to the bone until the meat has been transported from the field or is processed for human consumption (see page 22).

Additional salvage requirements for Copper Basin Community Subsistence Harvest hunts exist, see the CSH hunt conditions online at <http://hunt.alaska.gov>.

To better understand the spike-fork 50-inch antler restriction, check out the DVD

‘*Is This Moose Legal?*’ at your nearest ADF&G office or online:

[www.legalmoose.adfg.alaska.gov](http://www.legalmoose.adfg.alaska.gov)

For some hunts, viewing of this video is required prior to hunting.